



The Boneyard is a professional pedalboard that features a wide pre-drilled 35" x 15" slanted deck that makes accessing various rows of pedals easy while allowing cables to be hidden underneath for a clean and professional look. Pedals are attached with Velcro to the Velcro-friendly carpeted deck. The Boneyard is made with 3/4" laminated plywood with a protective plastic T-edge surround that will not crumble or disintegrate like particle board if it gets wet. Sufficient space underneath allows two power bars and multiple DC supplies to be mounted. The Boneyard comes complete with Velcro and cable-mounting hardware. May be ordered with optional gig bag.

Features

- Large slanted deck for pro use
- Velcro-friendly carpeted top deck
- 3/4" plywood construction with T-edging
- Pre-drilled holes to pass cables through

Cool Stuff

- Includes Velcro and cable clips
- Angled for easy access to second row of pedals
- Easy to reconfigure and rewire pedals
- Ample room for two AC power bars underneath
- Clean professional results

Dimensions (W x D x H)


- 35" x 15" x 5" - outside dimensions
- 35" x 14" - usable area



Pedals not included



Included Hardware



How to set up the Boneyard

Step 1

Use a nail to help find the pre-drilled hole on the carpet side.



Step 2

Slice the carpet across the diameter of the hole.



Step 3

Poke the connector through the slice to the back side.




Step 4

Pull the cable through and repeat steps 1-3 for other cables.



Step 5

Apply Velcro to the bottom of your pedals and mount to carpet.




Step 6

Connect cable to pedal input and output.




Step 7

Mount AC power bars on the back of the face board.



Step 8

Use the included cable clips to secure the loose wires. Done.



**RADIAL ENGINEERING LTD.
3 YEAR TRANSFERABLE WARRANTY**

RADIAL ENGINEERING LTD. ("Radial") warrants this product to be free from defects in material and workmanship and will remedy any such defects free of charge according to the terms of this warranty. Radial will repair or replace (at its option) any defective component(s) of this product (excluding finish and wear and tear on components under normal use) for a period of three (3) years from the original date of purchase. In the event that a particular product is no longer available, Radial reserves the right to replace the product with a similar product of equal or greater value. To make a request or claim under this limited warranty, the product must be returned prepaid in the original shipping container (or equivalent) to Radial or to an authorized Radial repair center and you must assume the risk of loss or damage. A copy of the original invoice showing date of purchase and the dealer name must accompany any request for work to be performed under this limited warranty. This limited warranty shall not apply if the product has been damaged due to abuse, misuse, misapplication, accident or as a result of service or modification by any other than an authorized Radial repair center.

THERE ARE NO EXPRESSED WARRANTIES OTHER THAN THOSE ON THE FACE HEREOF AND DESCRIBED ABOVE. NO WARRANTIES WHETHER EXPRESSED OR IMPLIED, INCLUDING BUT NOT LIMITED TO, ANY IMPLIED WARRANTIES OF MERCHANTABILITY OR FITNESS FOR A PARTICULAR PURPOSE SHALL EXTEND BEYOND THE RESPECTIVE WARRANTY PERIOD DESCRIBED ABOVE OF THREE YEARS. RADIAL SHALL NOT BE RESPONSIBLE OR LIABLE FOR ANY SPECIAL, INCIDENTAL OR CONSEQUENTIAL DAMAGES OR LOSS ARISING FROM THE USE OF THIS PRODUCT. THIS WARRANTY GIVES YOU SPECIFIC LEGAL RIGHTS, AND YOU MAY ALSO HAVE OTHER RIGHTS, WHICH MAY VARY DEPENDING ON WHERE YOU LIVE AND WHERE THE PRODUCT WAS PURCHASED.



Radial Engineering Ltd.
1588 Kebet Way, Port Coquitlam BC V3C 5M5
tel: 604-942-1001 • fax: 604-942-1010
email: info@radialeng.com • web: www.radialeng.com

Radial Boneyard Owner's Manual - V1.0
Specifications and appearance are subject to change without notice.

