



The Elevator is a multi-level power booster designed to push the front end of a guitar amplifier for more punch while lowering overall system noise. Unlike most pedals that employ integrated chips (ICs) to create gain, the Elevator features a 100% discrete class-A signal path. This delivers the ultimate in natural tone and a smooth boost that generates beautiful creamy sustain. On the ground floor, a selector switch lets you set the Elevator to true-bypass for those that prefer a direct feed to the amp when the boost is out of the circuit. Level-2 lets you activate a unity gain buffer that will drive the guitar signal to 15 meters (50') without noise. This also activates the Drag™ control load correction circuit (Level-3). This replicates the 'tone and feel' as if connected directly to your amp yet eliminates problems such as tone loss due to cables or popping when switching with high gain amps. Level-4 activates a 'baseline' power booster that pushes the front end of the amp for more crunch and bite. This 'set & forget' control is particularly useful with vintage amps that do not produce the high gain effects of today's more modern designs. Level-5 is a variable power booster that delivers up to 18dB of pure gain for soloing. And Level-6 is a three-position mid boost switch lets you increase the mid range for added sustain.

Elevator - Order # R800 7225

**Features**

- 100% discrete, class-A circuit for 18dB of natural boost
- Drag control load correction for best feel
- Choice of true-bypass or buffered signal chain
- Mid boost for extra sustain for soloing

**Applications**

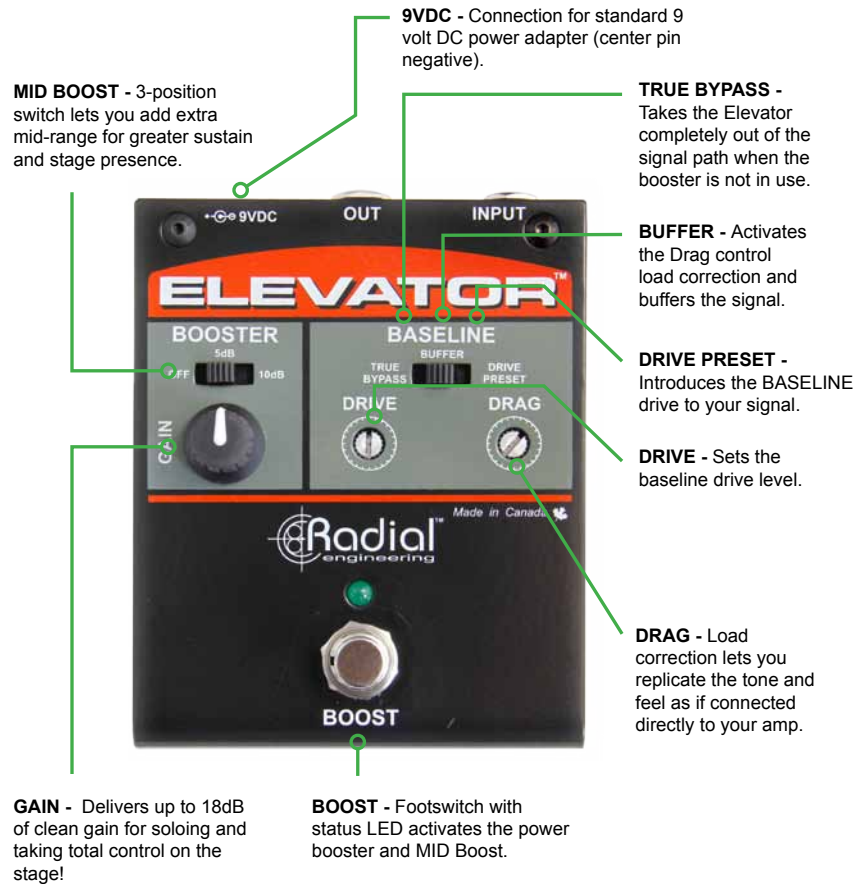
- Reduces noise from your pedal chain
- Drives longer cables up to 15 meters (50')
- Increases the signal level for solos
- Dominating the world in a nice way

**Cool Stuff**

- Super compact design, fits on pedalboard
- Uses standard 9V power supply
- Lets you kick up your amp for amazing tone
- Sounds better than any other power booster

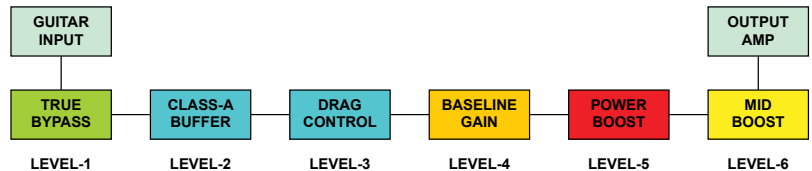

**Dimensions (W x D x H)**

- 4.7" x 3.5" x 1.9" (118mm x 89mm x 49mm)
- 3 Year transferable warranty



**Using the Elevator with pedals**

Set your overdrive pedal to your favorite crunch tone and then use the Elevator to hit it harder for more drive. Add mid range or combine with a wah set half-way to approach Bryan May's unique tone.



"Distortion pedals sound like a novelty effect and detract from the qualities of a great amp. The Elevator makes distortion pedals obsolete."  
 - G.E. Smith *Bob Dylan, Roger Waters, Hall & Oats, Mick Jagger*