



Radial BigShot SW2 - order # R800 7206

The BigShot SW2 is a two channel universal remote control that can be used to replace two amplifier foot switches and combine functions with a single pedal. This is of primary importance for pedalboard users that always find themselves short on space. Both latching and pulse outputs are supported enabling the SW2 to control both older amps with contact closure style channel switching and newer amps with electronic pulse sensing.

These options are augmented by the 'LINK' function that can gang both remote commands onto either foot switch. This could, for instance, switch both amp channels in a stereo rig from a clean rhythm to a distorted lead channel with one single foot stomp. No tap dancing!

For Tonebone pedal users, the SW2 provides a compact Slingshot™ remote switching controller that can be used to remotely switch amp heads (Headbone) or speaker cabinets (Cabbone). When combined with guitar amps, the switching capabilities are huge! Hookup is of course super easy! Just connect standard ¼" guitar cables between the SW2 and whatever devices you would like to remotely control. Distances of 100 feet (30 meters) or more are not a problem. The SW2 – the world's first universal remote footswitcher!

Features

- Universal foot switch for two amps or devices
- Link feature to switch both amps at same time
- Latching or pulse output to work with all amps

Applications

- Switch amp channels or reverb
- Bypass rack mount effects
- Start/stop a drum machine for your one-man-band
- Trigger a complex MIDI system

Cool Stuff

- Switches other Slingshot™ equipped devices
- Powered by your 9 volt power adaptor
- Ultra compact, great for pedalboards
- Works with standard guitar patch cables

Dimensions (W x D x H)

- 3.6" x 4" x 2" (92mm x 100mm x 51mm)
- 3 Year transferable warranty

Hookup is easy, use standard ¼" guitar cables.

Powered by your 9 volt (BOSS style) adaptor.

Connect to any device with a footswitch input.

Enables the SW2 to toggle two devices simultaneously by depressing a single footswitch.

Lets you choose when the LED is active to match the device you're controlling.

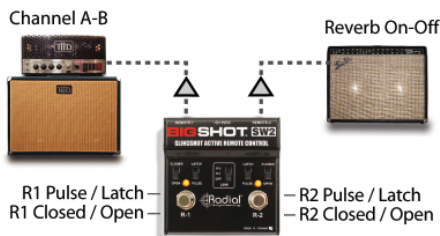
Selects the type of control signal to match the way your amp has been designed.



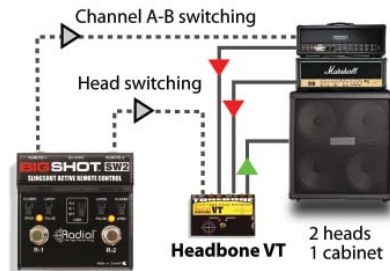
Remote footswitch triggers a control signal at output.

Control amplifiers, effects, and other devices with your foot.


Toggle Amp Channels and Effects



Slingshot™ Controls Headbone Switcher



Channel Switching For Stereo Amp Rig



If an amp, effect or processor has a jack labeled "footswitch" chances are the SW2 can control it. Footswitch jacks are common on guitar amps but many devices have them.

Combine the SW2 with the Tonebone Headbone or Cabbone and create a monster rig. Above the SW2 controls the head switcher and channel switch to boot!

Use the SW2 to switch the amp channels in a stereo rig. Link the footswitches together and one stomp gets the job is done.